

Song-based Lesson Plan:

Teaching English With Songs and Fun: (Pitbull, Coldplay, Imagine Dragons & BTS) a Musical Mix with a Special Gift!

Description

This song-based STEP-BY-STEP LESSON PLAN for ENGLISH language TEACHING features Coldplay X BTS - My Universe; Pitbull Ft. Anthony Watts & DJWS - I Feel Good and Imagine Dragons - Follow You. Students TALK about being a singer and some singers and bands, READ mixed lyrics, LISTEN to 3 song extracts and, MATCH lines from 3 different lyrics with the right songs and VOTE on their favorite song to WATCH the music video.

OBS: This lesson plan was made for ONLINE TEACHING, but it can be modified for face-to-face instruction, as well.

Language level: B1

Learner type: All ages

Skills: speaking, reading, listening and writing

Topic: Being a singer

Materials: YouTube videos, [song extracts.mp3](#), genial.ly presentation

Duration: about 45 min



Like



Follow



Subscribe



STEP-BY-STEP LESSON PLAN

Step 1 (5 min)

Genial.ly presentation slide 1 [LINK](#). Show slide one and ask: Would you like to be a singer? Why (not)?


Step 2 (5 min)

Show slide 2 and ask "What do you know about them? Do you like their songs? Why (not)?."




Step 3 (7 min)

Slide 03. Ask students if they know the song. Help them with unknown words.

Lyrics extract:



When the morning comes, I watch you rise
I don't know about you, but I feel good
If the world would only know what you've been holding back
It's only one life, you don't get two
In the night, I lie and look up at you
I'll always be around wherever life takes you



Ask them who they think sings it (from the singers and bands in the previous step).

After they give you some answers, tell them that actually, **this song does not exist!** It is a mix of lines from the three songs!

Step 4 (10 min)

Slide 04. Tell your students you are going to play the three song extracts and their task is to match the lines with the right songs.

answers: A (1) B (2) C (3) D (2) E (1) F (3)

Step 5 (7 min)

Have a class vote to find out which song they want to watch the music video. Play the music video for the winner.


Obs: if you have time, play the 3 music videos and have another vote on the best and have students explain their opinions. [SONG 1](#) [SONG 2](#) [SONG 3](#)

The year is coming to an end and we can now take a look back and reflect on where we were and where we have come to be!

A lot has happened since the Pandemic and all the great havoc it's brought to the world, making people rethink their priorities and getting in touch with themselves in a deeper way.

That's why I want to take this reflective time to share this gift from my heart: a small free eBook which summarizes a few of the things I've been experiencing in my life for the past couple of years.

It is Titled : **HOW TO ACHIEVE FLUENCY IN LIFE: a Quick Language lesson for the Soul.**



Happy teaching! :)

Márcia Bonfim

[FACEBOOK](#)

[LINKEDIN](#)

